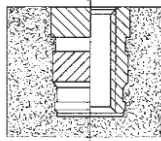




## The advantages

- n Suitable for thermoplastic parts
  - n Especially designed for ultrasonic installation
  - n Screw-locked and low-tension anchoring
  - n High pull-out values
  - n Type 0730 can be installed from both sides.
- Advantages for automatic feed, since no directional orientation is required.  
Material: Cu Zn 38 Pb 2 (EU 2000/53 compliant)

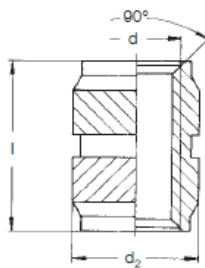
## Principle



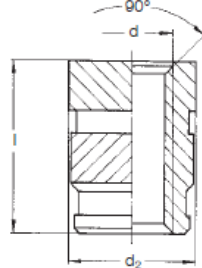
The SONICSERV<sup>®</sup> thread insert is installed with common ultrasonic welders. Upon welding, the plastic material is plasticised by ultrasonic vibrations and flows into the undercuts of the thread insert. Upon cooling, a low-stress interference is realised.

## Technical data

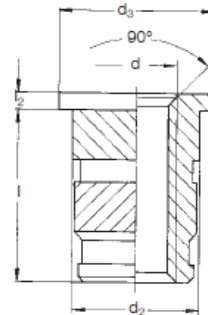
Type 0730



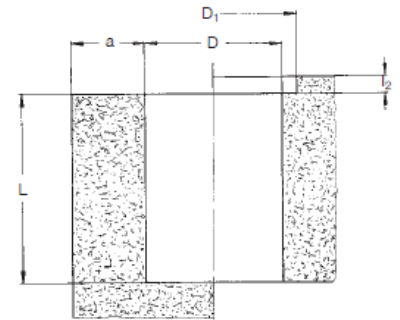
Type 0733



Type 0734<sup>①</sup>



Mounting hole<sup>①</sup>



For installation tools and machines, see pages 16 – 18

d	Type 0730 Order No	Type 0733 Order No	Type 0734 <sup>①</sup> Order No	l	l <sub>2</sub>	d <sub>2</sub>	d <sub>3</sub> <sup>②</sup>	D <sup>+0.1</sup> ③	D <sub>1</sub>	L <sub>min.</sub>	a <sub>min.</sub>
M1.2 <sup>③</sup>	–	–	0734 112 0290	2.9	0.4	2.0	2.6	1.6	2.8	3.3	0.65
M1.4 <sup>③</sup>	0730 114 0002	–	–	2.0	–	2.2	–	1.9	–	2.5	0.7
M1.4 <sup>③</sup>	–	–	0734 114 0310	3.1	0.4	2.2	2.8	1.8	3	3.5	0.7
M1.6 <sup>③</sup>	0730 116 0250	–	–	2.5	–	3.0	–	2.6	–	3.0	0.8
M1.6 <sup>③</sup>	–	–	0734 116 0330	3.3	0.4	2.5	2.9	2.1	3.1	3.7	0.8
M2	0730 102 0004	0733 102 0004	0734 102 0046	4.0	0.6	3.6	5.0	3.2	5.2	4.5	2.0
M2.5	0730 125 0058	0733 125 0058	0734 125 0064	4.0	0.6	3.6	5.0	3.2	5.2	4.5	2.0
M3	0730 103 0058	0733 103 0058	0734 103 0064	5.8	0.6	4.6	6.0	4.0	6.2	6.5	2.3
M3.5	0730 135 0072	0733 135 0072	0734 135 0008	7.2	0.8	5.4	7.0	4.8	7.2	8.0	2.5
M4	–	0733 104 0072	–	7.2	–	6.3	–	5.6	8.2	8.0	2.5
M4	0730 104 0082	0733 104 0082	0734 104 0009	8.2	0.8	6.3	8.0	5.6	8.2	9.0	2.5
M5	–	0733 105 0082	–	8.2	–	7.0	–	6.4	8.7	9.0	2.7
M5	0730 105 0095	0733 105 0095	0734 105 0105	9.5	1.0	7.0	8.5	6.4	8.7	10.5	2.7
M6	–	0733 106 0095	–	9.5	–	8.6	–	8.0	10.2	10.5	3.0
M6	0730 106 0127	0733 106 0127	0734 106 0137	12.7	1.0	8.6	10.0	8.0	10.2	14.0	3.0
M8	0730 108 0127	0733 108 0127	0734 108 0137	12.7	1.0	10.2	12.0	9.6	12.2	14.0	3.5

Metric ISO thread according to DIN 13-6H.  
Technical modifications reserved.  
All dimensions in mm.

① Guide values: depend on moulding material, may have to be changed after setting trials.

② The flange has a large contact surface and thus reduces surface pressure.

③ Minimum quantity on request.

④ On request.

Other sizes, special designs and materials on request.